

# Monatlicher Anlagen Report Bad Rappenau V

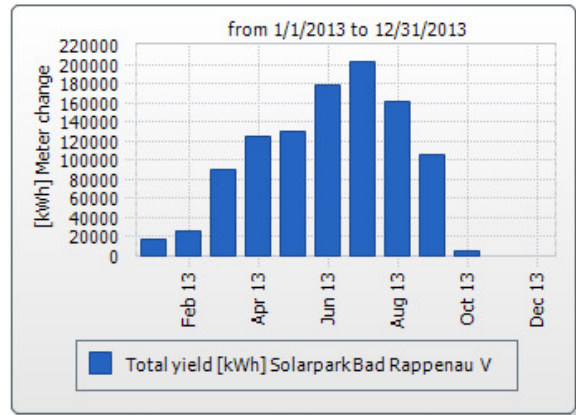
Date:  
10/2/2013

Energy:  
2,380,023.50 kWh

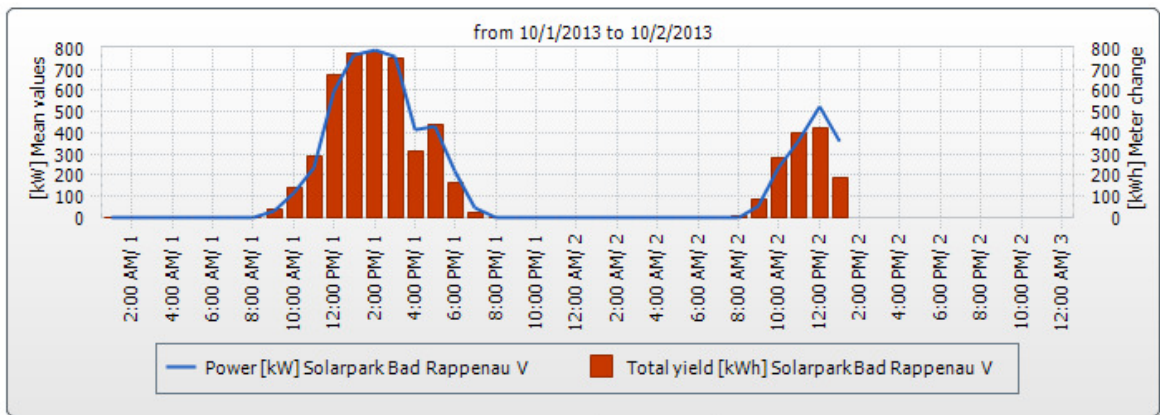


CO2 avoided:  
1,666,016.45 kg

Reimbursement:  
EUR 1,023,648.11



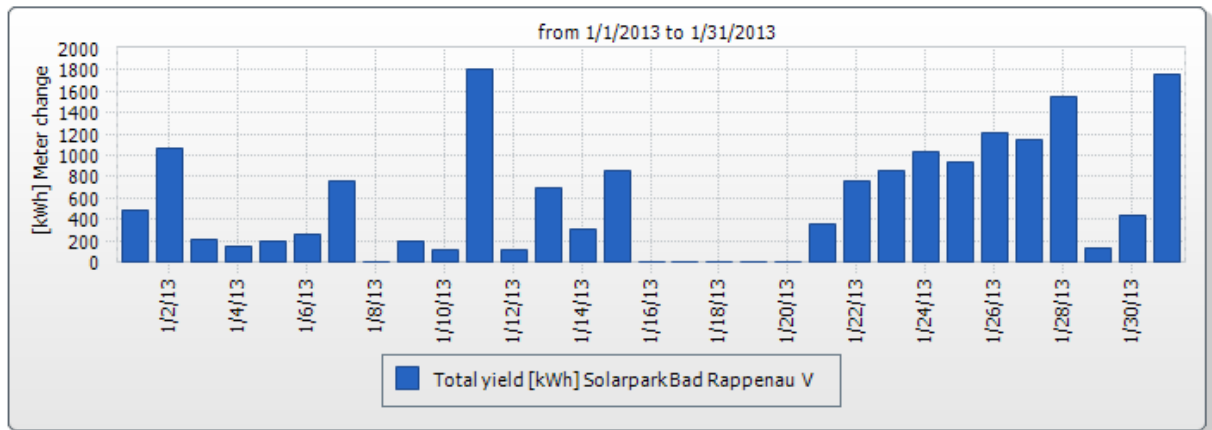
1/1/2013 - 12/31/2013



10/1/2013 - 10/2/2013

Devices/Plants	Energie Meter Change [kWh] October 2013	Energie Meter Change [kWh] 2013
Solarpark Bad Rappenau V	5791.70	1041840.30
	5791.70	1041840.30
	[Total]	[Total]

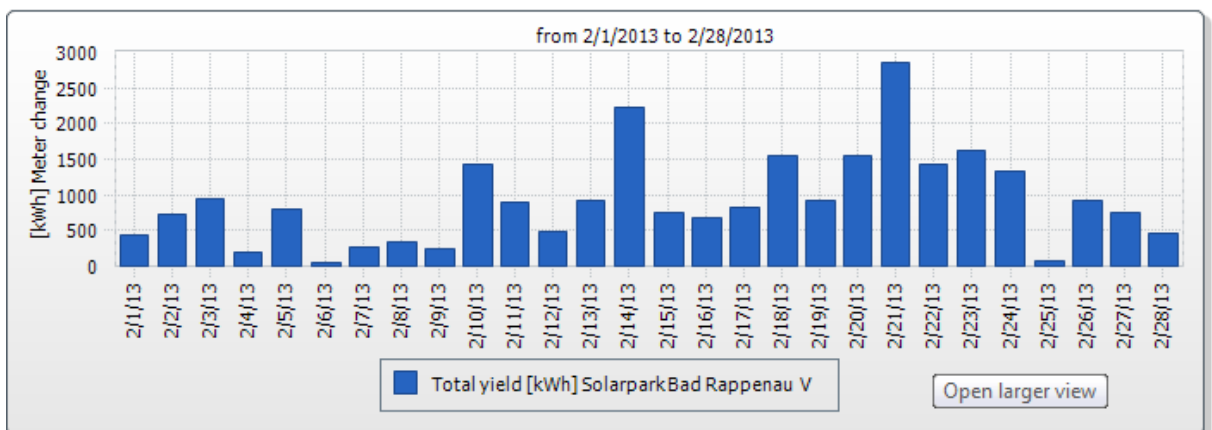
< Year < Month 10/2/2013 Month > Year >



1/1/2013 - 1/31/2013

Devices/Plants	Energie Meter Change [kWh] October 2013	Energie Meter Change [kWh] 2013
Solarpark Bad Rappenau V	5791.70	1041840.30
	5791.70	1041840.30
	[Total]	[Total]

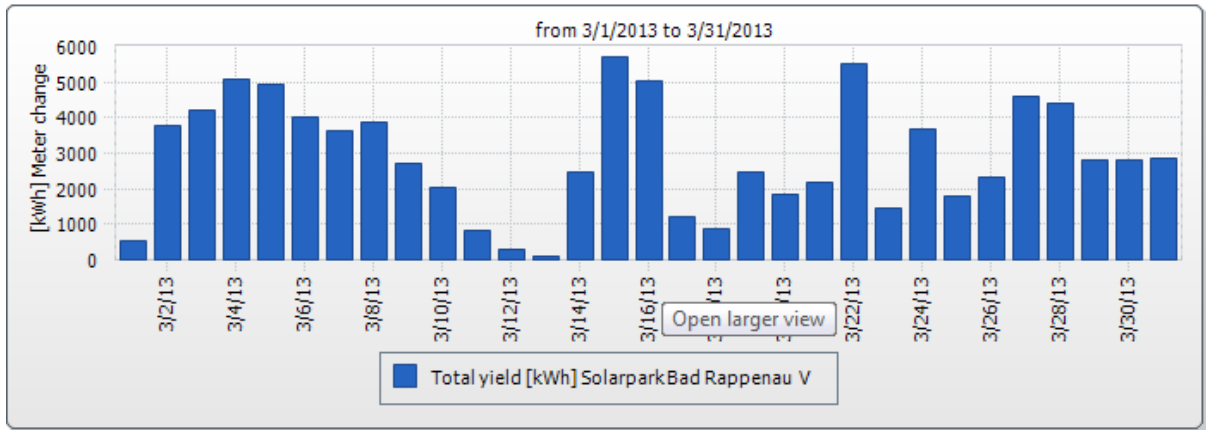
< Year < Month 10/2/2013 Month > Year >



2/1/2013 - 2/28/2013

Devices/Plants	Energie Meter Change [kWh] October 2013	Energie Meter Change [kWh] 2013
Solarpark Bad Rappenau V	5791.70	1041840.30
	5791.70	1041840.30
	[Total]	[Total]

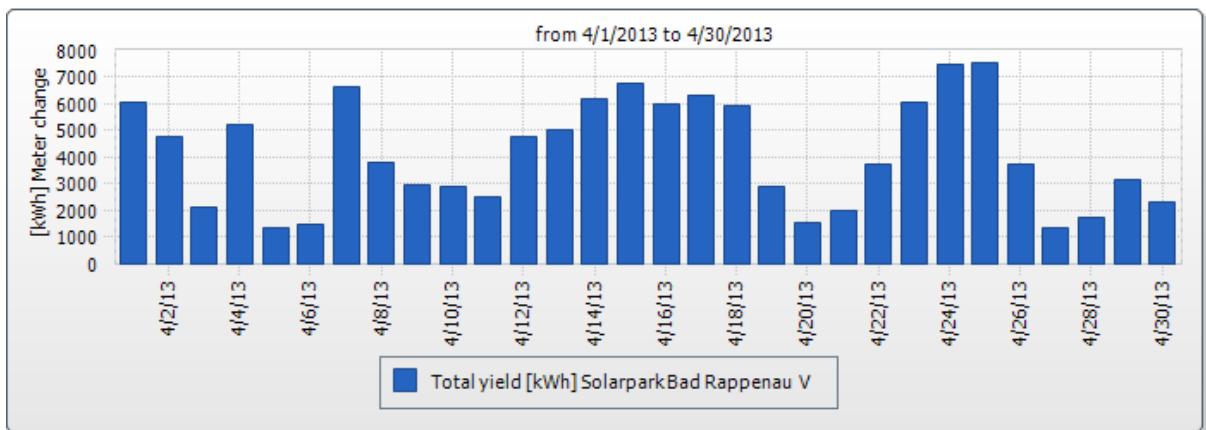
< Year < Month 10/2/2013 Month > Year >



3/1/2013 - 3/31/2013

Devices/Plants	Energie Meter Change [kWh] October 2013	Energie Meter Change [kWh] 2013
Solarpark Bad Rappenau V	5791.70	1041840.30
	5791.70	1041840.30
	[Total]	[Total]

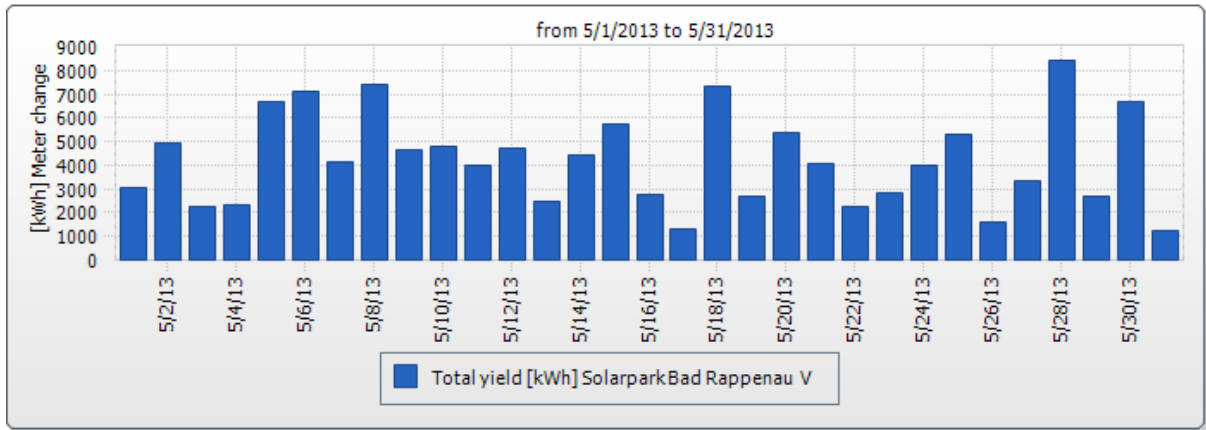
< Year < Month 10/2/2013 Month > Year >



4/1/2013 - 4/30/2013

Devices/Plants	Energie Meter Change [kWh] October 2013	Energie Meter Change [kWh] 2013
Solarpark Bad Rappenau V	5791.70	1041840.30
	5791.70	1041840.30
	[Total]	[Total]

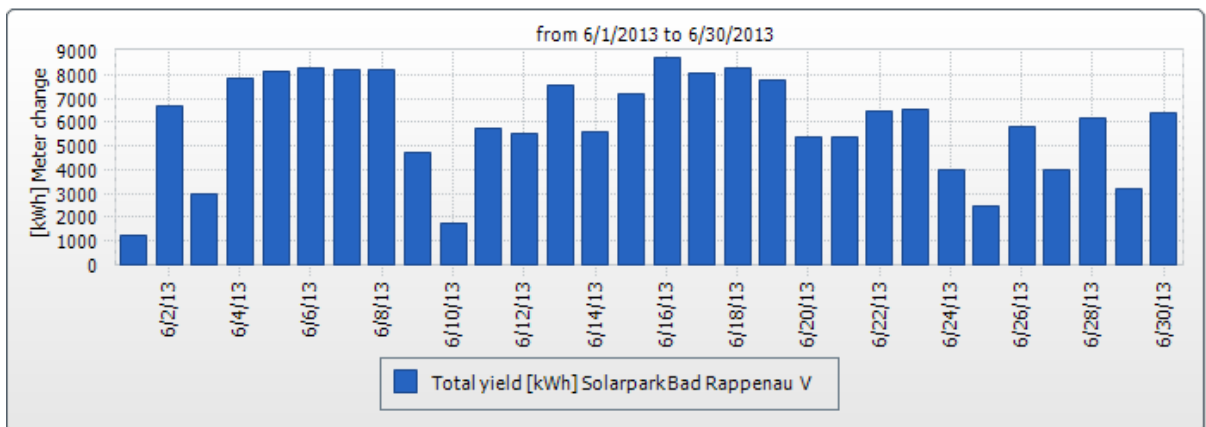
< Year < Month 10/2/2013 Month > Year >



5/1/2013 - 5/31/2013

Devices/Plants	Energie Meter Change [kWh] October 2013	Energie Meter Change [kWh] 2013
Solarpark Bad Rappenau V	5791.70	1041840.30
	5791.70	1041840.30
	[Total]	[Total]

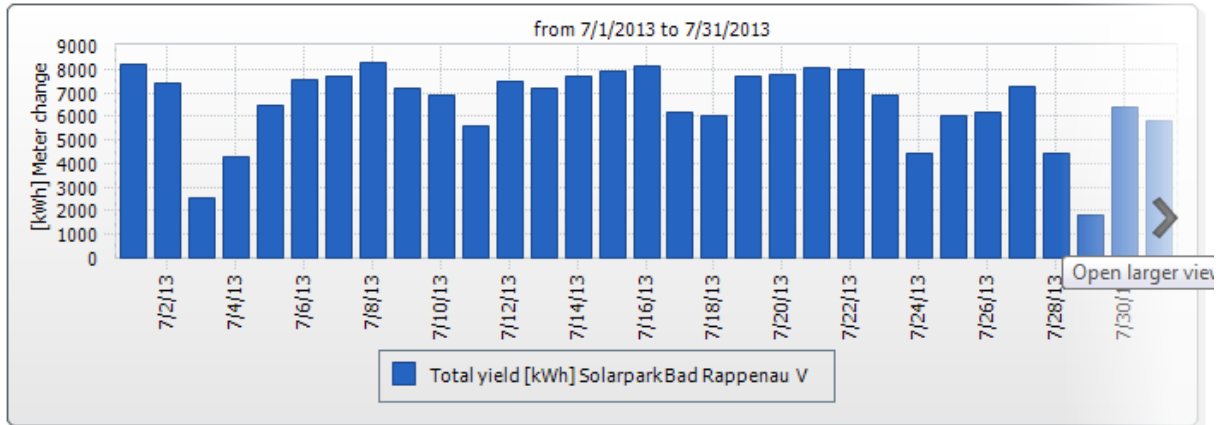
< Year < Month 10/2/2013 Month > Year >



6/1/2013 - 6/30/2013

Devices/Plants	Energie Meter Change [kWh] October 2013	Energie Meter Change [kWh] 2013
Solarpark Bad Rappenau V	5791.70	1041840.30
	5791.70	1041840.30
	[Total]	[Total]

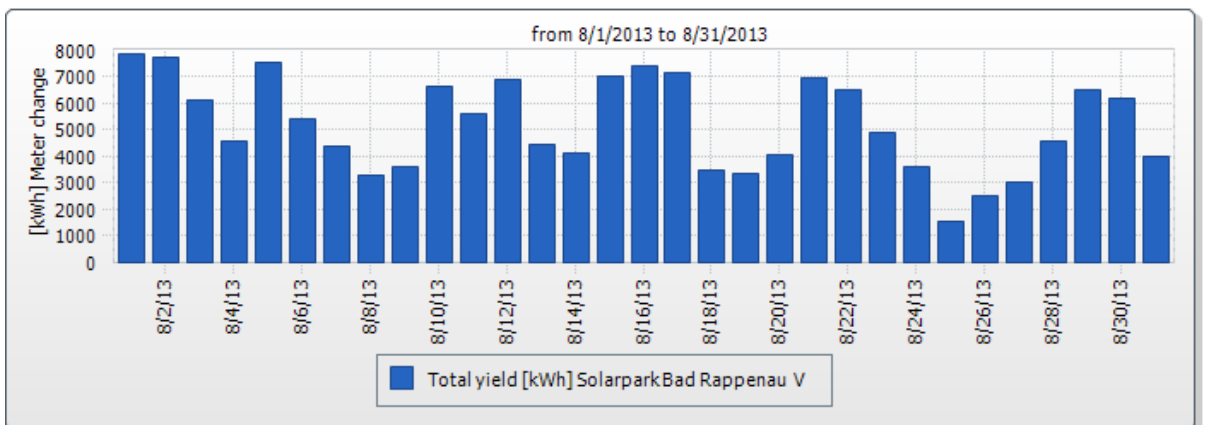
< Year < Month 10/2/2013 Month > Year >



7/1/2013 - 7/31/2013

Devices/Plants	Energie Meter Change [kWh] October 2013	Energie Meter Change [kWh] 2013
Solarpark Bad Rappenau V	5791.70	1041840.30
	5791.70	1041840.30
	[Total]	[Total]

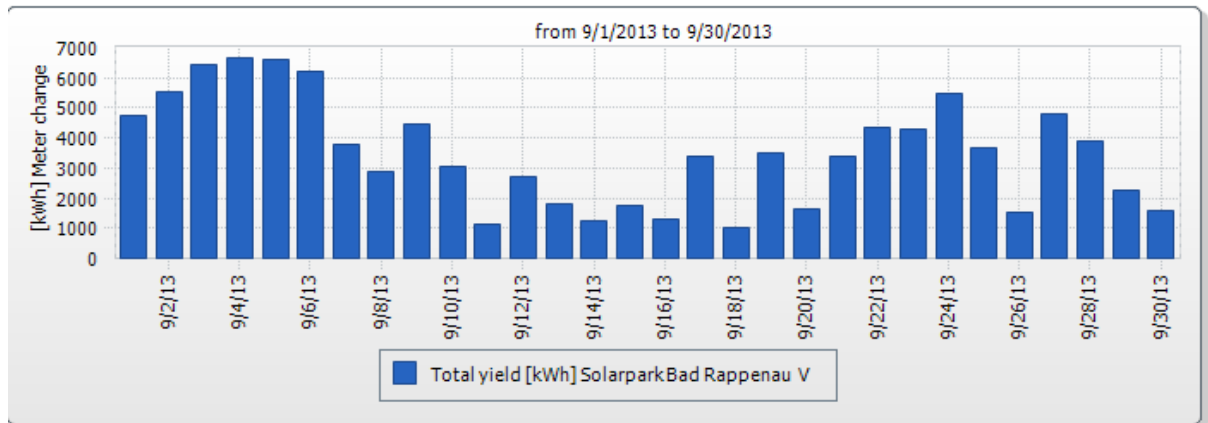
< Year < Month 10/2/2013 Month > Year >



8/1/2013 - 8/31/2013

Devices/Plants	Energie Meter Change [kWh] October 2013	Energie Meter Change [kWh] 2013
Solarpark Bad Rappenau V	5791.70	1041840.30
	5791.70	1041840.30
	[Total]	[Total]

< Year < Month 10/2/2013 Month > Year >



9/1/2013 - 9/30/2013